


















































































Lageplan Campus Warnemünde

Legende

	Fakultät für Ingenieurwissenschaften (FIW) Bereich Seefahrt, Anlagentechnik und Logistik (SAL)	
1	Fachbibliothek, Labor	▲
2	Bereichsleitung, Studienberatung, Labore, Büros, Fachschule Seefahrt, Studentenclub „Sumpf e. V.“, Hörsäle, Seminarräume	▲    
3	Seminarräume, Büroräume	▲   
5	Maschinen- und Anlagenlabor	▲
7	Maritimes Simulationszentrum Warnemünde	▲  
	andere Nutzer	
1	Lehrräume	
4	Wohnheim des Studierendenwerks Rostock-Wismar	
	Öffentlicher Parkplatz	                      
▲	Barrierearmer Zugang	                      
	Bushaltestelle	                      
	Schranke	

